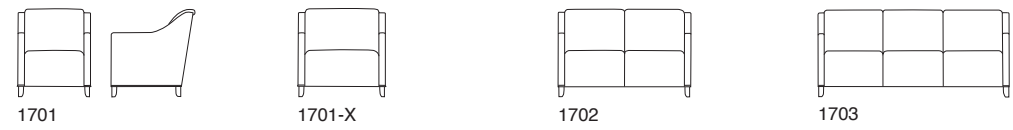
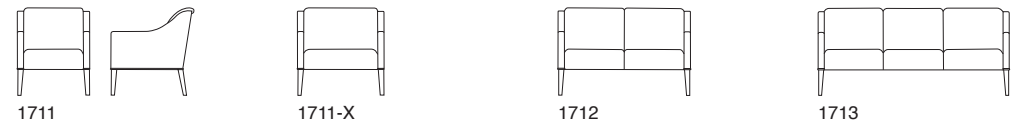


**PRODUCT STYLES**

**Lounge Seating (Low Leg)**



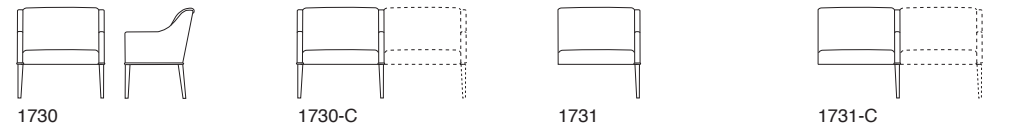
**Lounge Seating (Medium Leg)**



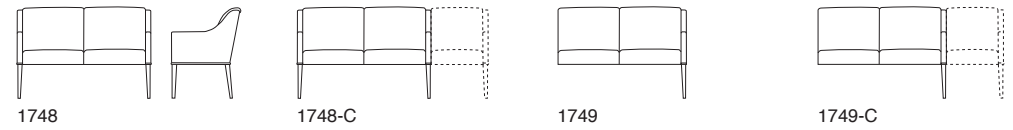
**Guest / Tandem Seating    Accepts Seat On Right    Add-A-Seat    Add-A-Seat / Accepts Seat On Right**



**Guest / Tandem Seating    Accepts Seat On Right    Add-A-Seat    Add-A-Seat / Accepts Seat On Right**



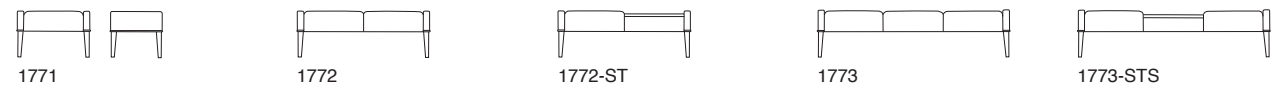
**Guest / Tandem Seating    Accepts Seat On Right    Add-A-Seat    Add-A-Seat / Accepts Seat On Right**



**Benches (Low Leg)**



**Benches (Medium Leg)**



**Tandem Tables (Available In Laminate, Veneer, and Corian Tops)**

**Freestanding Tables (Available In Laminate, Veneer, and Corian Tops)**



- Facelift<sup>1</sup> Prime offers these features to keep it looking great forever:
- All upholstery attaches with Velcro...simply peel off and replace
  - Antimicrobial moisture barrier fully encapsulates seat, back and arms
  - Hybrid frame of steel and plywood supports up to 1000 lbs.
  - All components can be replaced independently with maintenance performed totally on-site without special tools
  - Backed by a Lifetime Warranty and proudly made in America



# FACELIFT<sup>1</sup> PRIME

LOUNGE / GUEST & TANDEM / BENCHES / TABLES



1701 Lounge Chair  
W 28" D 32½" H 34" SH 18" AH 25"

1720 Guest Chair  
W 24" D 28" H 34" SH 19" AH 26"



*Prime seating elegantly conceals the phenomenal value hiding within its beautiful and well-crafted form. It appears to be conventionally manufactured for a normal limited life-cycle, but Prime is capable of having a facelift at the point where other seating is destined to be replaced.*



1701 Lounge Chair, 1722D23-C End Table / Corian Top



*\*Optional Veneer Swivel Tablet Arm With 360° Rotation & Black Plastic Cup Holder (Tops Available In Laminate, Veneer, & Corian)*

1701-X Bariatric Lounge Chair  
W 34" D 32½" H 34" SH 18" AH 25"  
1000 lb. Weight Capacity  
*\*Optional Veneer Swivel Tablet Arm With 360° Rotation, Flip-Out Power / Data Module*



1702 Two Place Sofa  
W 51" D 32½" H 34" SH 18" AH 25"  
*\*Optional Black Urethane Arm Caps, Aluminum Tapered Legs*

## Lounge

*The full arm model offers a striking silhouette to achieve a more formal visual presence. For added versatility, optional metal legs are available. Bariatric lounge seating with a generous 29" seat width is rated for 1000 lbs. Solid hardwood or black rigid urethane arm caps and tablet arms are optional on all Prime seating models.*



1701 Lounge Chair  
W 28" D 32½" H 34" SH 18" AH 25"  
*\*Optional Wood Arm Caps*



1703 Three Place Sofa  
W 74" D 32½" H 34" SH 18" AH 25"



1711 Lounge Chair  
W 28" D 32½" H 34" SH 18" AH 25"

## Lounge

Every component of Facelift<sup>1</sup> Prime is easily refurbished or replaced, even individual legs and seat suspension webbing. Our construction method combines perfectly fitted Velcro attached covers with a hybrid steel and hardwood plywood frame that is assembled using machine screws. This process allows unlimited assembly/disassembly cycles requiring no skilled labor for servicing.



\*Standard Removable Covers



1711-X Bariatric Lounge Chair  
W 34" D 32½" H 34" SH 18" AH 25"  
750 lb. Weight Capacity  
\*Optional Black Urethane Arm Caps



1712 Two Place Sofa  
W 51" D 32½" H 34" SH 18" AH 25"



(2) 1711 Lounge Chairs, 1713 Three Place Sofa, 1736D18-V Coffee Table / Veneer Top



1713 Three Place Sofa  
W 74" D 32½" H 34" SH 18" AH 25"  
\*Optional Wood Arm Caps



1720-C Arm Chair / Accepts Seat On Right, 1721-C Arm Chair / Add-A-Seat / Accepts Seat On Right,  
1721 Arm Chair / Add-A-Seat, 1722D23-V End Table / Veneer Top, 1748 Two Place Sofa, 1736D18-V Coffee Table / Veneer Top

## Guest & Tandem

Individual guest chairs and tandem seating units boast all of the unique Facelift features to provide beautiful and functional solutions for any interior. Guest and tandem bariatric seating models are rated to support 500 lbs. Ganged configurations of any angle are possible with our pivoting table connector, with the added benefit of being easily reconfigured as necessary.



\*Standard Removable Covers



1720 Guest Chair  
W 24" D 28" H 34" SH 19" AH 26"  
\*Optional Wood Arm Caps



1730 Bariatric Guest Chair  
W 34" D 28" H 34" SH 19" AH 26"  
500 lb. Weight Capacity  
\*Optional Black Urethane Arm Caps



1748 Two Place Sofa  
W 52" D 28" H 34" SH 19" AH 26"



Tandem Configuration:  
1720-C, 1721, 1718DC-V, 1720  
\*Optional Veneer Swivel Tablet Arm  
With 360° Rotation



Tandem Configuration:  
1720, 1718DC-V, 1730, 1718DC-V, 1720



*Integral table modules may be substituted for any seat module. Standard surface options include cherry wood veneer, laminate and white Corian solid surface material. Custom table surfaces are also available.*

1763-ST5 Seat / Table / Seat Bench, 1722D23-V Occasional Table / Veneer Top, 1762 Two Seat Bench

## Benches

*Companion benches complement Prime lounge and guest seating. Optional 26" height upholstered arms can be substituted for 18" leg sections. An articulating tablet is available which can also be fitted with a cup holder. Wood arm caps are also an option.*



1772-ST Seat / Table Bench  
W 52" D 22" H 19" SH 19"



1772 Two Seat Bench  
W 52" D 22" H 19" SH 19"



1763 Three Seat Bench  
W 76" D 22" H 19" SH 19"

## Tables

*Facelift<sup>1</sup> Prime tables are crafted from solid maple veneers and maple hardwoods. Standard surface options include a sunburst veneer top with a vertical grain veneer edge, a self-edge laminate top with horizontal grain direction, and a white Corian solid surface top. Please contact customer service for special requests.*



1722D23-C  
End Table / Corian Top  
Dia. 22" H 23"



1716D23-L  
End Table / Laminate Top  
Dia. 16" H 23"



1722D23-V  
End Table / Veneer Top  
Dia. 22" H 23"



1736D18-L  
Coffee Table / Laminate Top  
Dia. 36" H 18"



1736D18-V  
Coffee Table / Veneer Top  
Dia. 36" H 18"